




Dry Sprinkler Quick Reference Guide

This guide is intended for general reference only. Prior to the design, layout, and/or installation of any sprinkler system, please refer to Viking's technical documentation and always consult with the AHJ. Viking makes no representation or warranty as to whether following this guide will satisfy any rule or requirement. Please visit www.vikinggroupinc.com for the most current technical data and product specifications. All products must be installed in accordance with the manufacturer's current installation instructions. Viking reserves the right to change product specifications at any time without notice and without incurring obligation.



Light Hazard Only



See page 5 for ordering instructions (f=finish, t=temperature, l=length)

VK186-Recessed Pendant Part# 10541U(f,t,l)	VK196-Concealed Pendant ¹ Part# 12423U(f,t,l)	VK188-Recessed Horiz Sidewall Part# 10542U(f,t,l)
		

¹ Domed cover plate ordered separately (p/n 12381)




Extended Coverage – Standard / Quick Response 5.6 (81) K-factor – Pendant, Domed Concealed Pendant, Horizontal Sidewall

- cULus Listed
 - 1 inch NPT (25 mm BSP)
 - Finish (f): chrome, white-polyester, nickel PTFE; brass (VK196 only)
 - VK196 cover plates available in chrome, white, ivory, and black
 - Temperature (t): 155°F (68°C), 175°F (79°C)—VK196 is also available in 135°F (57°C)
 - Length (l): Order in ¼" increments.
- See technical datasheets F_051498, F_092203, and F_051598 for design and installation data.

VK152-Plain Barrel Part# 07858U(f,t,l)	VK156-Standard Adjustable Part# 07857U(f,t,l)	VK162-Recessed Adjustable Part# 07856U(f,t,l)
		




Standard Coverage – Standard Response 5.6 (81) K-factor – Horizontal Sidewall

- cULus Listed and FM Approved
 - 1 inch NPT (25 mm BSP)
 - Finish (f): chrome, white-polyester, nickel PTFE; brass (VK152 only)
 - Temperature (t): 155°F (68°C), 175°F (79°C), 200°F (93°C), 286°F (141°C)—VK162 NOT available in 286°F (141°C)
 - Length (l): Order in ½" increments for VK156 & VK152. VK162 available in ¼" increments.
- See technical datasheet F_073091 for complete design and installation specifications.

VK174-Plain Barrel Part# 08388U(f,t,l)	VK178-Standard Adjustable Part# 08384U(f,t,l)	VK182-Recessed Adjustable Part# 08386U(f,t,l)
		

Standard Coverage – Quick Response 5.6 (81) K-factor – Horizontal Sidewall

- cULus Listed
 - 1 inch NPT (25 mm BSP)
 - Finish (f): chrome, white-polyester; brass (VK174 only)
 - Temperature (t): 155°F (68°C), 175°F (79°C), 200°F (93°C), 286°F (141°C)—VK182 NOT available in 286°F (141°C)
 - Length (l): Order in ½" increments for VK174 & VK178. VK182 available in ¼" increments.
- See technical datasheet F_031993 for complete design and installation specifications.

VK153-Plain Barrel Part# 09125U(f,t,l)	VK157-Standard Adjustable Part# 09123U(f,t,l)	VK161-Recessed Adjustable Part# 09124U(f,t,l)
		

Standard Coverage – Standard Response 5.6 (81) K-factor – Vertical Sidewall

- These products are NOT listed or approved.
 - 1 inch NPT (25 mm BSP)
 - Finish (f): chrome, white-polyester; brass (VK153 only)
 - Temperature (t): 155°F (68°C), 175°F (79°C), 200°F (93°C), 286°F (141°C)—VK161 NOT available in 286°F (141°C)
 - Length (l): Order in ½" increments for VK153 & VK157. VK161 available in ¼" increments.
- See technical datasheet F-011194 for complete design and installation specifications.

Light and Ordinary Hazard

See page 5 for ordering instructions (f=finish, t=temperature, l=length)

VK184-Plain Barrel
Part# 08417U(f,t,l)



Standard Coverage – Quick Response
5.6 (81) K-factor – Upright

- cULus Listed
 - 1 inch NPT (25 mm BSP)
 - Finish (f): white-polyester, brass
 - Temperature (t): 155°F (68°C), 175°F (79°C), 200°F (93°C), 286°F (141°C)
 - Length (l): Order in ½" increments.
 - Standard length is 4-½ to 48-½ in.
- See technical datasheet F_031693 for complete design and installation data.

VK172-Plain Barrel
Part# 08387U(f,t,l)



VK176-Standard Adjustable
Part# 08383U(f,t,l)



VK180-Recessed Adjustable
Part# 08385U(f,t,l)



Standard Coverage – Quick Response
5.6 (81) K-factor – Pendent

- cULus Listed and FM Approved
 - 1 inch NPT (25 mm BSP)
 - Finish (f): chrome, white-polyester; brass (VK172 only)
 - Temperature (t): 155°F (68°C), 175°F (79°C), 200°F (93°C), 286°F (141°C)—VK180 NOT available in 286°F (141°C)
 - Length (l): Order in ½" increments for VK172 & VK176. VK180 available in ¼" increments.
- See technical datasheet F_031793 for complete design and installation specifications.

VK482-Recessed Flush Style
Part# 18385(f,t,l)



VK194-Concealed
Part# 12422U(f,t,l)



Domed Cover Plate
Part# 12381U(f,t)
(order separately)



Standard Coverage – Quick Response
5.6 (81) K-factor – Recessed Concealed and Domed Concealed Pendent

- cULus Listed
 - 1 inch NPT (25 mm BSP)
 - VK482 Available Finishes: white
 - VK194 Cover Plate Finishes: white, chrome, ivory, black
 - VK482 Temperature Ratings: 165°F (74°C), 205°F (96°C)
 - VK194 Temperature Ratings: 155°F (68°C), 175°F (79°C), 200°F (93°C)
 - Length (l): Order in ¼ inch increments (standard length is 4" to 48-¼" for VK194 and 4-½" to 48" for VK482).
- See technical datasheets F_081512 (VK482) and F_092103 (VK194) for complete specifications.

VK173-Plain Barrel
Part# 13248U(f,t,l)



VK177-Standard Adjustable
Part# 13249U(f,t,l)



VK181-Recessed Adjustable
Part# 13250U(f,t,l)

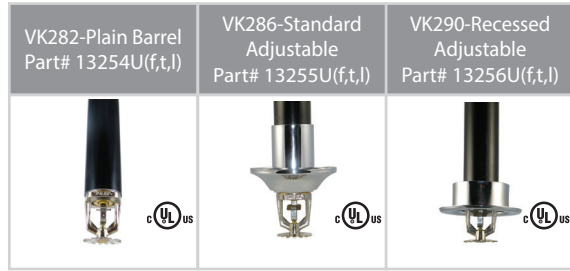


Standard Coverage – Quick Response
8.0 (115) K-factor – Pendent

- cULus Listed
 - 1 inch NPT (25 mm BSP)
 - Finish (f): chrome, white-polyester; brass (VK173 only)
 - Temperature (t): 155°F (68°C), 175°F (79°C), 200°F (93°C), 286°F (141°C)—VK181 NOT available in 286°F (141°C)
 - Length (l): Order in ½" increments for VK173 & VK177. VK181 available in ¼" increments.
- See technical datasheet F_010305 for complete design and installation specifications.


Light and Ordinary Hazard Sprinklers continued from page 2

See page 5 for ordering instructions (f=finish, t=temperature, l=length)




Standard Coverage – Quick Response
8.0 (115) K-factor – Pendent (Fusible Link)

- cULus Listed
- 1 inch NPT (25 mm BSP)
- Finish (f): chrome, white-polyester (VK286, VK290); chrome, brass (VK282)
- Temperature (t): 165°F (74°C), 205°F (96°C), 280°F (138°C)—VK290 NOT available in 280°F (138°C)
- Length (l): Order in ½" increments for VK282 & VK286. VK290 available in ¼" increments. See technical datasheet F_101505 for complete design and installation specifications.




Standard Coverage – Standard Response
8.0 (115) K-factor – Horizontal Sidewall

- Expanded approval for installation from 4" to 12" below the ceiling.
- cULus Listed
- 1 inch NPT (25 mm BSP)
- Finish (f): chrome, white-polyester, nickel PTFE; brass (VK2503 only)
- Temperature (t): 155°F (68°C), 175°F (79°C), 200°F (93°C), 286°F (141°C)—VK2543 NOT available in 286°F (141°C)
- Length (l): Order in ½" increments for VK2503 & VK2523. VK2543 available in ¼" increments. See technical datasheet F_022817 for complete design and installation data.



Standard Coverage – Quick Response
8.0 (115) K-factor – Horizontal Sidewall

- Expanded approval for installation from 4" to 12" below the ceiling.
- cULus Listed
- 1 inch NPT (25 mm BSP)
- Finish (f): chrome, white-polyester; brass (VK2753 only), nickel PTFE (VK2773 only)
- Temperature (t): 155°F (68°C), 175°F (79°C), 200°F (93°C), 286°F (141°C)—VK2793 NOT available in 286°F (141°C)
- Length (l): Order in ½" increments for VK2753 & VK2773. VK2793 available in ¼" increments. See technical datasheet F_022617 for complete design and installation specifications.



Standard Coverage – Quick Response
8.0 (115) K-factor – Horizontal Sidewall (Fusible Link)

- Expanded approval for installation from 4" to 12" below the ceiling.
- cULus Listed
- 1 inch NPT (25 mm BSP)
- Finish (f): chrome, white-polyester (VK2883, VK2923); chrome, brass (VK2843)
- Temperature (t): 165°F (74°C), 205°F (96°C), 280°F (138°C)—VK2923 is NOT available in 280°F (138°C)
- Length (l): Order in ½" increments for VK2843 & VK2883. VK2923 available in ¼" increments. See technical datasheet F_022717 for complete design and installation specifications.

Light, Ordinary, and Extra Hazard

See page 5 for ordering instructions (f=finish, t=temperature, l=length)

VK160-Plain Barrel
Part# 08050(f,t,l)



Standard Coverage – Standard Response
5.6 (81) K-factor – Upright

- cULus Listed
 - 1 inch NPT (25 mm BSP)
 - Finish (f): white-polyester, brass
 - Temperature (t): 155°F (68°C), 175°F (79°C), 200°F (93°C), 286°F (141°C)
 - Length (l): Order in ½" increments.
 - Standard length is 4-½ to 48-½ in.
- See technical datasheet F_033192 for complete design and installation specifications.

VK150-Plain Barrel
Part# 07852U(f,t,l)



VK154-Standard Adjustable
Part# 07740U(f,t,l)



VK158-Recessed Adjustable
Part# 06530U(f,t,l)



Standard Coverage – Standard Response
5.6 (81) K-factor – Pendent

- cULus Listed and FM Approved
 - 1 inch NPT (25 mm BSP)
 - Finish (f): chrome, white-polyester, nickel PTFE; brass (VK150 only)
 - Temperature (t): 155°F (68°C), 175°F (79°C), 200°F (93°C), 286°F (141°C)—VK158 NOT available in 286°F (141°C)
 - Length (l): Order in ½" increments for VK150 & VK154. VK158 available in ¼" increments.
- See technical datasheet F_071591 for complete design and installation specifications.

VK166-Plain Barrel
Part# 12741U(f,t,l)



VK163-Standard Adjustable
Part# 12810U(f,t,l)



VK164-Recessed Adjustable
Part# 12811U(f,t,l)



Standard Coverage – Standard Response
8.0 (115) K-factor – Pendent

- cULus Listed
 - 1 inch NPT (25 mm BSP)
 - Finish (f): chrome, white-polyester, nickel PTFE; brass (VK163 only)
 - Temperature (t): 155°F (68°C), 175°F (79°C), 200°F (93°C), 286°F (141°C)—VK164 NOT available in 286°F (141°C)
 - Length (l): Order in ½" increments for VK166 & VK163. VK164 available in ¼" increments.
- See technical datasheet F_090110 for complete design and installation data.

VK190-5.6K Concealed
Part# 12421UA(f,t,l)



VK192-8.0K Concealed
Part# 12424UA(f,t,l)



Domed Cover Plate
Part# 12381(f,t)



Standard Coverage – Standard Response
5.6 (81) and 8.0 (115) K-factor – Domed Concealed Pendent

- cULus Listed
 - 1 inch NPT (25 mm BSP)
 - Finish (f): brass (cover plates available in chrome, white, ivory, black)
 - Temperature (t): 155°F (68°C), 175°F (79°C), and 200°F (93°C)—cover plate available in 135°F (57°C) and 165°F (74°C)
 - Length (l): Order in ¼" increments. Standard length is 4" to 48-¼ in.
- See technical datasheets F_092003 and F_081311 for complete design and installation specifications.

VK168-Plain Barrel
Part# 09798U(f,t,l)



VK169-Recessed Adjustable
Part# 10360U(f,t,l)



Standard Coverage – Standard Response
5.6 (81) K-factor – Pendent (Stainless Steel)

- These products are NOT listed or approved.
 - 1 inch NPT (25 mm BSP)
 - Finish (f): stainless steel
 - Temperature (t): 155°F (68°C), 175°F (79°C), 200°F (93°C), 286°F (141°C)—VK169 is NOT available in 286°F (141°C)
 - Length (l): Order in ½" increments for VK168 and ¼" increments for VK169.
- See technical datasheet F_060796 for complete design and installation specifications.

Storage and Non-Storage Dry ELO Pendant (FM Approved Standard Spray)



Standard Coverage – Standard Response
11.2 (161) K-factor – Pendant (fusible link)

- FM Approved
 - 1 1/4" NPT (32 mm BSP); requires 1 1/4" tee
 - Finish (f): brass, chrome, white, nickel PTFE
 - Temperature (t): 165°F (74°C), 205°F (96°C), 280°F (138°C)
 - Length (l): order in 6" increments
 - Standard length is 12" to 48" (305 mm to 1,219 mm)
- See technical datasheet F_040815 for complete design and installation specifications.

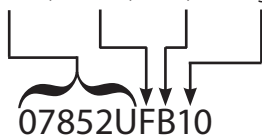


Standard Coverage – Quick Response
11.2 (161) K-factor – Pendant (fusible link)

- FM Approved
 - 1 1/4" NPT (32 mm BSP); requires 1 1/4" tee
 - Finish (f): brass, chrome, white, nickel PTFE
 - Temperature (t): 165°F (74°C), 205°F (96°C), 280°F (138°C)
 - Length (l): order in 6" increments
 - Standard length is 12" to 48" (305 mm to 1,219 mm)
- See technical datasheet F_040915 for complete design and installation specifications.

Ordering Instructions

Example [base(f)(t)(l)]
VK150, Chrome, 155°F, 10" long



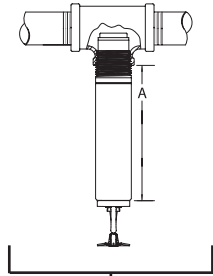
07852UFB10

To order add desired Finish (f), Temperature (t), and Length (l)
Finish (f) and Temperature (t) codes are available in Viking's List Price Book.
For Length (l) please see A or B Dimension diagrams below.

* Dry sprinklers are customer specific products and are NOT RETURNABLE. Any changes made after order submission are subject to charges for manufacturing processes completed at the time of change or cancellation. These charges could be equal to the value of the original order. Please check the information carefully before ordering. Refer to Viking Technical Data for detailed product information.

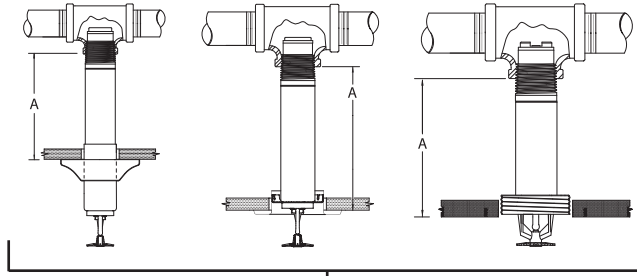
Finish Suffixes (f)	
Brass	A
Chrome	F
White-Poly	M-/W
ENT	JN

Temp Suffixes (t)	
135°F	A
155°F	B
165°F	C
175°F	D
200°F / 205°F	E
280°F / 286°F	G



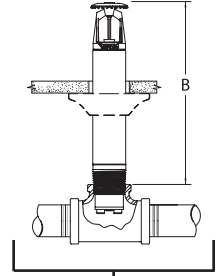
Plain Barrel
Pendant and HSW

- For "A" Dimension:
1. Determine distance from face of the tee to the base of the sprinkler.
 2. Round up to next highest 1/2" (13 mm) increment between 3" (76 mm) and 47" (1194 mm).




Standard Adjustable, Recessed Adjustable,
Domed Concealed Pendant and HSW

- For "A" Dimension:
1. Determine the distance from the face of tee to the surface of finished ceiling or wall.
 2. - For Standard Adjustable round to the nearest 1/2" (13 mm) between 1-1/2" and 45-1/2" (38 mm and 1156 mm).
- For Recessed Adjustable round to the nearest 1/4" (6 mm) between 3-1/4" and 47-1/2" (83 mm and 1207mm).
- For Domed Concealed round to the nearest 1/4" (6 mm) between 4" and 48-1/4" (102 mm and 1226 mm).



Plain Barrel
Upright

- For "B" Dimension:
1. Determine the distance from the face of the tee to the top of the sprinkler deflector.
 2. Round to the nearest 1/2" (13 mm) increment between 4-1/2" and 48-1/2" (114 mm and 1232 mm).



Dry Sprinkler Order Form

Customer: _____

Ship to: _____

Date: _____

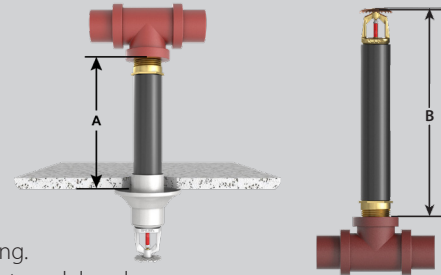
PO#: _____

To ensure an accurate order, please follow these steps:

1. Check the desired SIN (Sprinkler Identification Number).
2. Check desired sprinkler finish and temperature. (Circle temp and finish for fusible link models.)
3. Enter A or B dimensions.
4. Enter order quantity.

¹ **A Dimension** is the distance from the face of the fitting (tee) to desired finished surface of ceiling.

¹ **B Dimension** is the distance from the face of the fitting (tee) to the top of the deflector - upright models only.



Standard Adjustable	Pendent <input type="checkbox"/> VK154 (SR) <input type="checkbox"/> VK163 (SR LO) <input type="checkbox"/> VK176 (QR) <input type="checkbox"/> VK177 (QR LO) <input type="checkbox"/> VK286 (QR LO*) *Fusible Link 165° 205° 280° (Circle temp)	ELO Pendent <input type="checkbox"/> VK546 (SR ELO)* <input type="checkbox"/> VK549 (QR ELO)* *Fusible Link 165° 205° 280° Brass Chrome White (Circle temp and finish) Lengths in 6" increments, 12"-28" Note: Insulating boot included.	Horizontal Sidewall <input type="checkbox"/> VK156 (SR) <input type="checkbox"/> VK2523 (SR OH) <input type="checkbox"/> VK178 (QR) <input type="checkbox"/> VK2773 (QR OH) <input type="checkbox"/> VK2883 (QR OH*) *Fusible Link 165° 205° 280° (Circle temp)	Vertical Sidewall <input type="checkbox"/> VK 157 (SR)* *Available in Chrome only	Finish <input type="checkbox"/> Chrome (F) <input type="checkbox"/> White (M) <input type="checkbox"/> White w/chrome escutcheon & sleeve (MF) <input type="checkbox"/> ENT (JN) Temperature <input type="checkbox"/> 155°F (68°C) (B) <input type="checkbox"/> 175°F (79°C) (D) <input type="checkbox"/> 200 °F (93°C) (E) <input type="checkbox"/> 286°F (141°C) (G)	Recessed Flush	Pendent <input type="checkbox"/> VK482 (QR)	Finish <input type="checkbox"/> White Polyester (M-/W)
	Lengths in 1/2" increments	Lengths in 1/4" increments						

Recessed Adjustable	Pendent <input type="checkbox"/> VK158 (SR) <input type="checkbox"/> VK164 (SR LO) <input type="checkbox"/> VK186 (SR**) <input type="checkbox"/> VK169 (SR***) <input type="checkbox"/> VK180 (QR) <input type="checkbox"/> VK181 (QR LO) <input type="checkbox"/> VK186 (QR**) <input type="checkbox"/> VK290 (QR LO*) *Fusible Link 165° 205° **Ext. Coverage 155° 175° (Circle temp) ***Stainless Steel	ELO Pendent <input type="checkbox"/> VK545 (SR ELO)* <input type="checkbox"/> VK548 (QR ELO)* *Fusible Link 165° 205° 280° Brass Chrome White (Circle temp and finish) Lengths in 6" increments, 12"-28" Note: Insulating boot included.	Horizontal Sidewall <input type="checkbox"/> VK162 (SR) <input type="checkbox"/> VK2543 (SR OH) <input type="checkbox"/> VK188 (SR**) <input type="checkbox"/> VK182 (QR) <input type="checkbox"/> VK2793 (QR OH) <input type="checkbox"/> VK188 (QR**) <input type="checkbox"/> VK2923 (QR OH*) *Fusible Link 165° 205° **Ext. Coverage 155° 175° (Circle temp)	Vertical Sidewall <input type="checkbox"/> VK161 (SR)	Finish <input type="checkbox"/> Chrome (F) <input type="checkbox"/> White (M) <input type="checkbox"/> ENT (JN) Temperature <input type="checkbox"/> 155°F (68°C) (B) <input type="checkbox"/> 175°F (79°C) (D) <input type="checkbox"/> 200 °F (93°C) (E) Lengths in 1/4" increments	Concealed	Pendent <input type="checkbox"/> VK190 (SR) <input type="checkbox"/> VK192 (SR LO) <input type="checkbox"/> VK196 (SR**) <input type="checkbox"/> VK194 (QR) <input type="checkbox"/> VK196 (QR**) **SR Ext Cov 155° ***QR Ext Cov 135° 155° 175° (Circle temp)	Finish <input type="checkbox"/> Chrome (F) <input type="checkbox"/> White (M) <input type="checkbox"/> Ivory (M-/I) <input type="checkbox"/> Black (M-/B) Temperature Sprinklers <input type="checkbox"/> 155°F (68°C) (B) <input type="checkbox"/> 175°F (79°C) (D) <input type="checkbox"/> 200 °F (93°C) (E) Covers <input type="checkbox"/> 135°F (57°C) (A) <input type="checkbox"/> 165°F (74°C) (C)
	Lengths in 1/2" increments	Lengths in 1/4" increments						

Plain Barrel	Pendent <input type="checkbox"/> VK150 (SR) <input type="checkbox"/> VK166 (SR LO) <input type="checkbox"/> VK168 (SR**) <input type="checkbox"/> VK172 (QR) <input type="checkbox"/> VK173 (QR LO) <input type="checkbox"/> VK282 (QR LO*) *Fusible Link 165° 205° 280° (Circle temp) **Stainless Steel	ELO Pendent <input type="checkbox"/> VK544 (SR ELO)* <input type="checkbox"/> VK547 (QR ELO)* *Fusible Link 165° 205° 280° Brass Chrome White (Circle temp and finish) Lengths in 6" increments, 12"-48" Note: Insulating boot included.	Horizontal Sidewall <input type="checkbox"/> VK152 (SR) <input type="checkbox"/> VK2503 (SR OH) <input type="checkbox"/> VK174 (QR) <input type="checkbox"/> VK2753 (QR OH) <input type="checkbox"/> VK2843 (QR OH*) *Fusible Link (165°, 205°, 280°) (Circle temp)	Vertical Sidewall <input type="checkbox"/> VK153 (SR)	Upright <input type="checkbox"/> VK160 (SR)* <input type="checkbox"/> VK184 (QR)* *Available in Brass only	Finish <input type="checkbox"/> Chrome (F) <input type="checkbox"/> Brass (A) <input type="checkbox"/> ENT (JN) Temperatures <input type="checkbox"/> 155°F (68°C) (B) <input type="checkbox"/> 175°F (79°C) (D) <input type="checkbox"/> 200 °F (93°C) (E) <input type="checkbox"/> 286°F (141°C) (G) Lengths in 1/2" increments	A or B Dim: _____ _____ _____ _____ _____ _____ _____ _____ _____ _____	Qty: _____ _____ _____ _____ _____ _____ _____ _____ _____ _____
---------------------	---	---	---	---	--	---	--	---